



MAIN FEATURES

Highest quality and reliability. ComAp IntelliLite AMF 25 controller. Ready to control MAINS – GENERATOR transfer switch. Configured for both manual and automatic mode (MRS + AMF). Wide range of remote communications options.	Wide range of standard and optional equipment. Engine heater – ready to load just after start. Drip tray, Anticorrosion coating: frame - Zr, canopy – Zr, Al-Zn. Brushless alternator.
---	--



Sample photo
F.0040.4.KA-S2001T210-01



F.0040.4.KA-S2001T210-02

GENERAL DATA

Standby power E.S.P. [kVA] / [kW]	44,0 / 35,0	
Prime power P.R.P. [kVA] / [kW]	40,0 / 32,0	
Prime current P.R.P [A]	58,0	
Frequency [Hz]	50	
Voltage [V]	400	
Exhaust emission	non-emission	
Fuel type	Diesel (EN 590)	
Fuel consumption - 50% load [l/h]	5,2	
- 75% load [l/h]	7,5	
- 100% load [l/h]	9,8	
- 110% load [l/h]	10,7	
Engine control voltage [V]	12	
Standard fuel tank capacity [l]	210	
Autonomy with 100% load [h]	20,3	
Generator version	open	canopy
Model	FD 40 K-ST1	FD 40 K-ST
Weight without fuel [kg]	~800	950
Dimensions L x W x H [mm]	2000 x 1100 x 1320	2000 x 1100 x 1490
Guaranteed noise power Lwa [dBA]	108 ± 2	91
Acoustic pressure Lpa 7m [dBA]	79,7 ± 2	60,6 ± 1,6

Nominal power P.R.P.:

Prime power available in variable load application in accordance with ISO 8528, 10% overload capacity is available for a period of 1h within a 12h period of operation. Average power consumption should not exceed 80% P.R.P for each 24h of work.

Stand-by power E.S.P.:

Emergency standby power rating is applicable for supplying emergency power for the duration of a utility power interruption. No overload allowed, limited to 200h of operation per year, max average power consumption 70% of ESP.

Remark:

All parameters are given for reference conditions: ambient air temperature up to 40 C and site altitude above sea level 1000m

Norms and directives:

- Machinery directive 2006/42/WE
- Low voltage directive 2014/35/WE
- EMC directive 2014/30/WE
- Noise directive 2000/14/WE
- Emission directive 97/68/WE
- ISO 8528-1/2018, ISO 8528-5/2018
- PN-EN ISO 8528-13:2016
- PN-EN 60204-1

STANDARD CONTROLLER

Controller type: ComAp IntelliLite AMF 25

Easy to operate, intuitive graphical interface

Real time clock with battery supply

Stan-by and Prime power applications, AMF function available

Flexible event based history with up to 350 events

3 Phase generator current measurement

Generator and Mains phase voltage measurement

Active/reactive power measurement

Active and reactive energy counter

Running hours counter, multipurpose flexible timers

Battery charging alternator circuit connection

Comprehensive gen-set protections

Wide range of communication capabilities including :

- CAN and USB on board
- Internet access using Ethernet, GPRS or 4G module
- Support for Modbus and SNMP protocols


Cloud-based monitoring and control via WebSupervisor

Active SMS or e-mails (module required)

Geofencing and tracking via WebSupervisor

Operating temperature -20 + 70°C

IP65 operator interface protection



ENGINE

Brand	Kohler
Type	KDI2504TM-40
Made in	Italy
Engine power [kW]	36,2
Emission standard*	non-emission
Rotation per minute [rpm]	1500
Engine governor	mechanical
Governor class**	G2
Displacement [l]	2,5
No of cylinder	4
Fuel system	
Electrical system [V]	12
Cooling system capacity [l]	7,7
Oil pan capacity [l]	11,5
Fuel type	Diesel (EN 590)

ALTERNATOR

Nominal Voltage [V]	400
Nominal power factor (cos phi)	0,8
Ambient temperature, altitude	40 °C, 1000m a.m.s.l
Nominal Power [kVA]	40,0
IP protection	IP 23
No of bearing	single bearing
Coupling	direct
Technology	brushless
Short circuit maintaining capacity	270% 10s
Efficiency [%]	88,9
Insulation class	H
Total harmonic content THD [%]	<2
Reactance Xd'' [%]	7,4
Voltage regulator type	DVR, digital
Voltage measurement	3 phases
Voltage accuracy [%]	+/- 0,25
AVR supply system	auxiliary winding
Made in	EU

* According directive 97/68/WE non road mobile machinery engine emission.

** According PN-ISO 8528-5/2018



FOCUSSED ON GENERATORS ONLY

Power Generator FD 40 K-ST

STANDARD EQUIPMENT

Kohler KDI2504TM-40 engine	✓
Oil low pressure switch	✓
Engine high temperature switch	✓
Engine high temperature sensor	✓
Engine preheating with thermostat	✓
Engine oil Titan Cargo 15W40	✓
Fuel filter with water separator	✓
Coolant Fuchs Maintain Fricofin HDD Premix	✓
Coolant inlet outside of the canopy *	✓*
Starting batteries 100 Ah	✓
Battery charger	✓
GCB Schneider Schneider Z63/4	✓
GCB shunt release coil	✓
Controller ComAp Inteli Lite AMF 25	✓
Acoustic alarm	✓
Emergency stop button	✓
Silenced canopy made with Al.-Zn. *	✓*
Standard color 7016	✓
Fuel tank integrated with a frame with drip tray	✓
Welded frame with fuel tank	✓
Fuel inlet inside, protected by canopy locked doors *	✓
Fuel level measurement	✓
Engine and alternator vibro isolators	✓
Exhaust compensator and silencer	✓
Transportation brackets	✓

OPTIONAL EQUIPMENT

Electronic engine speed governor	□
Oil pressure sensor	□
Oil draining hand pump	□
Battery disconnection switch	□
Power sockets box SOM 105*	□
Transfer switch controlled by generator controller	□
Transfer switch with ATS controller	□
GPRS communication card	□
Ethernet card	□
RS 485, RS 232 card	□
Remote display	□
Fuel inlet outside of the canopy with lock *	□
Drip space level sensor	□
External fuel tank 1 000 – 10 000 l	□
Fuel tank filling pump and shut-off valve	□

* Applies only for canopied version

INSTALLATION GUIDELINES

Power terminal	GCB terminal
Recommended cable for up to 30m power cable way	Flexible 5x16 mm ²
Recommended cable for do 30m generator heater supply	Flexible 3x2,5 mm ²
*For additional cable connection with FOGO ATS see ATS wiring diagram	
Exhaust pipe min diameter (max. 7 m, 4 bends)	48,3 mm
Exhaust pipe min diameter (max. 15 m, 4 bends)	60,3 mm

MAINTENANCE GUIDELINES

Fuel filters replacement	250 h / 1 year
Oil replacement	After first 50h, then every 250 h / 1 year
Oil filters replacement	After first 50h, then every 250 h / 1 year
Coolant replacement	1000 h / 2 years
Battery replacement	2 years
Electrical installation supervising	According to local requirements, at least once per year

WARRANTY

Continuous work generators	12 months up to 1000 working hours
----------------------------	------------------------------------

Version: Nov-20

Datasheet could be changed without notification

www.fogo.pl

FOGO Sp. z o.o.
ul. Świąteczowska 36, Wilkowice
64-115 Świąteczowa

tel. +48 65 534 11 80
fax +48 65 534 11 81
generators@fogo.pl